



RAJASTHAN MARUDHARA GRAMIN BANK
HEAD OFFICE - JODHPUR

BALANCE SHEET AS ON 31st MARCH, 2024 (AUDITED)

(Amt in Rs.)

CAPITAL AND LIABILITIES	SCHEDULE	As on 31-03-2024	As on 31-03-2023
Capital	1	1,81,93,17,500.00	1,81,93,17,500.00
Reserves and Surplus	2	9,17,16,50,733.00	7,87,83,02,112.31
Deposits	3	1,87,63,71,22,603.67	1,70,43,33,90,732.95
Borrowings	4	23,85,16,51,425.00	15,78,01,49,440.00
Other liabilities and provisions	5	4,69,43,84,847.29	4,72,40,88,020.79
TOTAL :		2,27,17,41,27,108.96	2,00,63,52,47,806.05
ASSETS			
Cash and Balances with Reserve Bank of India	6	8,44,50,80,194.78	9,77,57,30,816.24
Balances with Banks and Money at Call and Short notice	7	33,46,47,61,583.16	20,33,10,91,864.22
Investments	8	52,81,32,46,572.54	50,83,99,17,045.03
Advances	9	1,24,42,04,80,238.02	1,12,27,40,97,494.59
Fixed Assets	10	63,88,61,606.25	57,55,56,388.89
Other Assets	11	7,39,16,96,914.21	6,83,88,54,197.08
TOTAL :		2,27,17,41,27,108.96	2,00,63,52,47,806.05
Contingent liabilities	12	77,44,69,014.66	46,77,75,110.81



PANKAJ BHARGAVA
ASSISTANT GENERAL MANAGER
& CHIEF COMPLIANCE OFFICER


SUNIL CHAWLA
GENERAL MANAGER


MUKESH BHARTIA
CHAIRMAN


CA JAGDISH BISHNOI
CHIEF MANAGER
ACCOUNTS & COMPLIANCE

For VINOD SINGHAL & CO LLP
Chartered Accountants
FRN.005826C/C400276


CA HEMANT KUMAR BANSAL
DESIGNATED PARTNER
M.NO. 078857
UDIN : 24425013BKAI5Y6333



PLACE : JODHPUR
Date : 27/04/2024


RAJASTHAN MARUDHARA GRAMIN BANK
HEAD OFFICE - JODHPUR

STATEMENT OF PROFIT AND LOSS ACCOUNT FOR THE PERIOD ENDED 31.03.2024 (AUDITED)

(Amt in Rs.)

PARTICULARS	SCHEDULE	FOR THE PERIOD ENDED 31.03.2024	FOR THE PERIOD ENDED 31.03.2023
I. INCOME			
Interest Earned	13	16,91,88,25,171.37	13,99,31,26,637.83
Other Income	14	2,51,76,27,434.16	2,34,99,10,831.89
TOTAL :		19,43,64,52,605.53	16,34,30,37,469.72
II. EXPENDITURE			
Interest Expended	15	9,23,59,07,385.70	7,01,54,24,334.10
Operating Expenses	16	6,67,96,33,641.13	6,29,29,02,689.59
Provisions & contingencies		2,22,75,62,958.01	2,03,09,65,309.22
TOTAL :		18,14,31,03,984.84	15,33,92,92,332.91
III. Profit			
Net profit for the year		1,29,33,48,620.69	1,00,37,45,136.81
Profit/Loss brought forward		-	-
TOTAL :		1,29,33,48,620.69	1,00,37,45,136.81
IV. APPROPRIATIONS			
Available for appropriation		1,29,33,48,620.69	1,00,37,45,136.81
Transfer to Statutory Reserve		32,33,37,155.17	25,09,36,284.20
Transfer to Revenue Reserve		95,31,41,796.52	75,28,08,852.61
Transfer Investment Fluctuation Reserve		1,68,69,669.00	-
Balance carried over to Balance Sheet			


PANKAJ BHARGAVA
ASSISTANT GENERAL MANAGER
& CHIEF COMPLIANCE OFFICER


SUNIL CHAWLA
GENERAL MANAGER


MUKESH BHARTIA
CHAIRMAN


CA JYOTI SH BISHNOI
CHIEF MANAGER
ACCOUNTS & COMPLIANCE

For VINOD SINGHAL & CO LLP
Chartered Accountants
FRN.005826C/C400276


CA HEMANT KUMAR BANSAL
DESIGNATED PARTNER
M.NO. 078857
UDIN : 24425013BKAI5Y6333



PLACE : JODHPUR
Date : 27/04/2024

RAJASTHAN MARUDHARA GRAMIN BANK, HO, JODHPUR

SCHEDULE 1

CAPITAL


Particulars	As on 31.03.2024 Current Year	As on 31.03.2023 Previous Year
Authorized Capital (200,00,00,000 Shares of Rs.10.00 each)	20,00,00,00,000.00	20,00,00,00,000.00
Issued, Subscribed and Paid-up Capital (18,19,31,749 Shares of Rs.10.00 each)	1,81,93,17,490.00	1,81,93,17,490.00
Share Capital Deposit	10.00	10.00
i) Share of Govt. of India 50%		
ii) Share of Sponsor Bank 35%		
iii) Share of Govt. of Rajasthan 15%.		
TOTAL :	1,81,93,17,500.00	1,81,93,17,500.00



SCHEDULE 2

RESERVES & SURPLUS

Particulars	As on 31.03.2024 Current Year	As on 31.03.2023 Previous Year
I. Statutory Reserves		
Opening Balance	1,96,95,94,334.26	1,71,86,58,050.06
Additions during the year	32,33,37,155.17	25,09,36,284.20
Deductions during the year	0.00	0.00
	2,29,29,31,489.43	1,96,95,94,334.26
II. Capital Reserves		
Opening Balance	0.00	0.00
Additions during the year	0.00	0.00
Deductions during the year	0.00	0.00
	0.00	
III. Share Premium		
Opening Balance	0.00	0.00
Additions during the year	0.00	0.00
Deductions during the year	0.00	0.00
	0.00	
IV. Revenue and Other Reserves		
a. Revenue Reserve		
Opening Balance	5,82,32,05,304.37	5,07,03,96,451.76
Additions during the year	95,31,41,796.52	75,28,08,852.61
Deductions during the year	0.00	0.00
Sub-Total	6,77,63,47,100.89	5,82,32,05,304.37
b). Investment Fluctuation Reserve		
Opening Balance	8,55,02,473.68	8,55,02,473.68
Additions during the year	1,68,69,669.00	0.00
Deductions during the year	0.00	0.00
Sub-Total	10,23,72,142.68	8,55,02,473.68
TOTAL IV.	6,87,87,19,243.57	5,90,87,07,778.05
V. Balance in Profit & Loss Account	0.00	0.00
TOTAL : (I,II,III,IV and V)	9,17,16,50,733.00	7,87,83,02,112.31



SCHEDULE 3

DEPOSITS

Particulars	As on 31.03.2024 Current Year	As on 31.03.2023 Previous Year
A.		
I. Demand deposits		
(i) From banks	0.00	0.00
(ii) From Others (Public)	2,84,25,58,351.22	2,85,41,19,932.22
II. Saving Bank Deposits	98,71,89,53,797.08	90,27,36,08,603.10
III. Term Deposits		
(i) From banks	0.00	0.00
(ii) From Others (Public)	86,07,56,10,455.37	77,30,56,62,197.63
TOTAL :(I,II and III)	1,87,63,71,22,603.67	1,70,43,33,90,732.95
B.		
(i) Deposits of branches in India	1,87,63,71,22,603.67	1,70,43,33,90,732.95
(ii) Deposits of branches outside India	0.00	0.00
TOTAL :	1,87,63,71,22,603.67	1,70,43,33,90,732.95



SCHEDULE 4

BORROWINGS

Particulars	As on 31.03.2024 Current Year	As on 31.03.2023 Previous Year
I Borrowings in India		
(i) Reserve Bank of India	0.00	0.00
(ii) Other Banks	0.00	0.00
(iii) Other institutions & agencies (NABARD)	23,85,16,51,425.00	15,78,01,49,440.00
II. Borrowings outside India	0.00	0.00
TOTAL : (I and II)	23,85,16,51,425.00	15,78,01,49,440.00

SCHEDULE 5

OTHER LIABILILTIES & PROVISIONS

Particulars	As on 31.03.2024 Current Year	As on 31.03.2023 Previous Year
I. Bills Payable	0.00	0.00
II. Inter office adjustments (net)	37,72,385.00	0.00
III. Interest accrued	65,64,36,642.92	17,78,77,619.65
IV. Other (including provisions)	4,03,41,75,819.37	4,54,62,10,401.14
TOTAL :	4,69,43,84,847.29	4,72,40,88,020.79



SCHEDULE 6 CASH AND BALANCES WITH RESERVE BANK OF INDIA

Particulars	As on 31.03.2024 Current Year	As on 31.03.2023 Previous Year
I. Cash in hand (including foreign currency notes)	53,43,39,491.00	46,38,84,823.00
II. Balance with Reserve Bank of India		
(i) In Current Accounts	7,91,07,40,703.78	9,31,18,45,993.24
(ii) In Other Accounts	0.00	0.00
TOTAL : (I and II)	8,44,50,80,194.78	9,77,57,30,816.24

**SCHEDULE 7
BALANCES WITH BANKS AND MONEY AT CALL & SHORT NOTICE**


Particulars	As on 31.03.2024 Current Year	As on 31.03.2023 Previous Year
I. In India		
(i) Balance with banks		
(a) In Current Accounts	49,72,18,103.16	30,27,04,010.22
(b) In Other Deposit Accounts	32,96,75,43,480.00	20,02,83,87,854.00
(ii) Money at call & short notice		
(a) With banks	0.00	0.00
(b) With other institutions	0.00	0.00
TOTAL : (i) and (ii)	33,46,47,61,583.16	20,33,10,91,864.22
II. Outside India		
(i) In Current Accounts	0.00	0.00
(ii) In Other Deposit Accounts	0.00	0.00
(iii) Money at call & short notice	0.00	0.00
TOTAL:(i), (ii) and (iii)	0.00	0.00
GRAND TOTAL : (I and II)	33,46,47,61,583.16	20,33,10,91,864.22



SCHEDULE 8

INVESTMENTS

Particulars	As on 31.03.2024 Current Year	As on 31.03.2023 Previous Year
I. Investments in India in		
(i) Government securities	50,06,12,45,102.06	50,58,38,54,113.06
(ii) Other approved securities	1,50,00,00,000.00	0.00
(iii) Shares	0.00	0.00
(iv) Debentures and Bonds	1,24,20,01,470.48	24,24,23,470.48
(v) Subsidiaries and/or joint ventures	0.00	0.00
(vi) Others UTI & Mutual Funds	1,00,00,000.00	1,36,39,461.49
TOTAL :	52,81,32,46,572.54	50,83,99,17,045.03
II. Investment outside India in		
(i) Government securities (including local authorities)	0.00	0.00
(ii) Subsidiaries and/or joint ventures abroad	0.00	0.00
(iii) Other Investments (Shares, Debentures, etc.)	0.00	0.00
TOTAL :	0.00	0.00
GRAND TOTAL: (I and II)	52,81,32,46,572.54	50,83,99,17,045.03



SCHEDULE 9

ADVANCES


Particulars	As on 31.03.2024 Current Year	As on 31.03.2023 Previous Year
A.(i) Bills purchased and discounted	0.00	30,629.20
(ii) Cash credits, overdrafts and loans repayable on demand	87,91,86,64,555.65	83,02,01,30,819.04
(iii) Term loans	36,50,18,15,682.37	29,25,39,36,046.35
TOTAL:	1,24,42,04,80,238.02	1,12,27,40,97,494.59
B.(i) Secured by tangible assets	1,17,36,42,41,578.08	1,03,82,06,10,671.51
(ii) Covered by Bank /Govt.Guarantees	1,61,98,71,521.44	78,99,50,711.74
(iii) Unsecured	5,43,63,67,138.50	7,66,35,36,111.34
TOTAL:	1,24,42,04,80,238.02	1,12,27,40,97,494.59
C. I. Advances in India		
(i) Priority Sector	94,54,56,20,971.71	88,65,63,05,196.77
(ii) Public Sector		
(iii) Banks		
(iv) Others	29,87,48,59,266.31	23,61,77,92,297.82
TOTAL:	1,24,42,04,80,238.02	1,12,27,40,97,494.59
II .Advances Outside India		
(i) Due from Banks	0.00	0.00
(ii) Due from others		
(a) Bills purchased and discounted	0.00	0.00
(b) Syndicated loans	0.00	0.00
(c) Others	0.00	0.00
TOTAL:	0.00	0.00
Grand Total : (C I and C II)	1,24,42,04,80,238.02	1,12,27,40,97,494.59



SCHEDULE 10

FIXED ASSETS

Particulars	As on 31.03.2024 Current Year	As on 31.03.2023 Previous Year
I. PREMISES		
(i) At Cost as at 31 st March of the preceding year	8,91,69,943.00	8,91,69,943.00
(ii) Additions during the year	0.00	0.00
(iii) Deductions during the year	0.00	0.00
(iv) Depreciation to date	0.00	0.00
II . Construction Work in Progress	70,00,000.00	0.00
III OTHER FIXED ASSETS (Including furniture & fixtures)		
(i) At Cost as at 31 st March of the preceding year	1,36,18,41,182.55	1,18,46,31,491.67
(ii) Additions during the year	15,90,18,835.61	17,82,47,866.58
(iii) Deductions during the year	6,85,101.13	10,38,175.70
TOTAL :	1,61,63,44,860.03	1,45,10,11,125.55
Less:		
(i) Depreciation up to previous year	87,54,54,736.66	79,78,53,230.60
(ii) Depreciation for the year	10,20,28,517.12	7,76,01,506.06
(iii) Less : Depreciation over the assets sold	0.00	0.00
Total Depreciation	97,74,83,253.78	87,54,54,736.66
NET ASSETS: (I and II)	63,88,61,606.25	57,55,56,388.89



SCHEDULE 11

OTHER ASSETS

Particulars	As on 31.03.2024 Current Year	As on 31.03.2023 Previous Year
I. Inter Office Adjustments (net)	0.00	1,87,840.04
II. Interest Accrued	4,10,73,26,940.74	3,31,31,51,947.45
III. Tax paid in advance/tax deducted at source	36,75,70,134.70	28,72,10,425.30
IV. Deferred Tax Assets	1,10,40,627.79	72,44,743.01
V. Stationery and Stamps	3,91,43,359.88	3,00,59,245.12
VI. Suspense A/c	7,33,270.00	2,10,80,487.64
VII. Balance in P&L A/c	0.00	0.00
VIII. Others	2,86,58,82,581.10	3,17,99,19,508.52
TOTAL :	7,39,16,96,914.21	6,83,88,54,197.08

SCHEDULE 12

CONTINGENT LIABILITIES

Particulars	As on 31.03.2024 Current Year	As on 31.03.2023 Previous Year
I. Claims against the Bank not acknowledged as debts		
a. Staff Matter Liability	29,49,52,000.00	7,12,56,000.00
b. Income Tax Demand	75,84,820.00	75,84,820.00
c. TDS interest & Late fees	14,34,700.00	14,34,700.00
d. Consumer Court Case	17,58,750.00	12,44,750.00
II. Liabilities for partly paid investments	0.00	0.00
III. Liabilities on account of outstanding forward exchange contract	0.00	0.00
IV. Guarantee given on behalf of Constituents		
(i) In India	15,03,36,691.00	14,64,87,172.00
(ii) Outside India	0.00	0.00
V. Acceptances, endorsements and other obligations	0.00	0.00
VI. Unclaimed Deposit with RBI	31,84,02,053.66	23,97,67,668.81
VII. Other items for which the Bank is contingently liable	0.00	0.00
TOTAL:	77,44,69,014.66	46,77,75,110.81



SCHEDULE 13

INTEREST EARNED

Particulars	As on 31.03.2024 Current Year	As on 31.03.2023 Previous Year
I. Interest/Discount on advances/bills	11,21,28,68,389.02	9,74,82,60,381.79
II. Income on Investments	3,69,29,92,702.65	3,39,94,76,558.77
III. Interest on Balances with Reserve Bank of India and other inter banks funds	2,01,29,64,079.70	84,53,89,697.27
IV. Other	0.00	0.00
TOTAL:	16,91,88,25,171.37	13,99,31,26,637.83

SCHEDULE 14

OTHER INCOME

Particulars	As on 31.03.2024 Current Year	As on 31.03.2023 Previous Year
I. Commission ,Exchange and Brokerage	1,61,34,23,610.75	1,38,12,99,134.25
II. Profit on sale of investments (Net)	1,68,69,669.00	0.00
III. Profit on revaluation of investment	0.00	0.00
IV. Profit/ Loss on sale of land building & other assets	0.00	0.00
V. Profit on exchange transactions (Net)	0.00	0.00
VI. Income earned by way of dividends etc. from subsidiaries and/ or joint ventures abroad/ in India	0.00	0.00
VII. Lease Rental Lease Equalization	0.00 0.00	0.00 0.00
VIII. Miscellaneous Income	88,73,34,154.41	96,86,11,697.64
TOTAL	2,51,76,27,434.16	2,34,99,10,831.89



SCHEDULE 15

INTEREST EXPENDED

Particulars	As on 31.03.2024 Current Year	As on 31.03.2023 Previous Year
I. Interest on deposits	7,89,90,83,202.84	6,50,31,70,742.69
II. Interest on Reserve Bank of India / Inter-bank borrowings	1,29,63,52,628.07	51,22,53,591.41
III. Other	4,04,71,554.79	0.00
TOTAL :	9,23,59,07,385.70	7,01,54,24,334.10

SCHEDULE 16

OPERATING EXPENSES

Particulars	As on 31.03.2024 Current Year	As on 31.03.2023 Previous Year
I. Payments to and provisions for employees		
(A) Salary & Allowances to sponsor bank staff	1,82,83,935.41	1,43,32,610.00
(B) i. Salary & Allowances to Bank staff	4,48,08,06,340.55	4,36,41,94,284.85
ii. Gratuity & Leave Encashment	15,80,00,000.00	1,50,00,000.00
II. Rent, taxes and lighting	24,53,13,539.25	22,06,34,016.53
III. Printing and Stationery	4,28,95,764.81	5,09,20,566.65
IV. Advertisement and Publicity	85,49,565.72	65,47,144.26
V. Depreciation on Bank's property	10,20,28,517.12	7,76,01,506.06
VI. Directors' fees, allowances and expenses	0.00	0.00
VII. Auditors' fees and expenses (including branch auditors)	7,56,05,342.01	3,78,04,808.57
VIII. Law charges	1,42,19,517.42	82,47,949.89
IX. Postage, Telegram and Telephones	1,70,20,922.56	7,67,50,202.09
X. Repairs and maintenance (Including AMC)	38,28,73,126.33	28,00,76,651.75
XI. Insurance	32,11,43,983.98	27,16,56,309.42
XII. Other Expenditure	81,28,93,085.97	86,91,36,639.52
TOTAL :	6,67,96,33,641.13	6,29,29,02,689.59



SCHEDULE 17:**SIGNIFICANT ACCOUNTING POLICIES****A. Background:**

Rajasthan Marudhara Gramin Bank (RMGB) is a banking and financial services entity engaged in providing a wide range of products and services to individuals, commercial enterprises, large corporates, public bodies and institutional customers. The Bank is governed by Banking Regulation Act, 1949 and Regional Rural Banks Act, 1976.

Following are the significant Accounting Policies of our Bank i.e. the specific accounting principles and methods of applying those principles in preparation and presentation of the Financial Statements of RMGB.

B. Basis of Preparation:

The Bank's financial statements have been prepared under the historical cost convention, on the accrual basis of accounting, ongoing concern basis, unless otherwise stated and conform in all material aspects to Generally Accepted Accounting Principles (GAAP) in India, which comprise applicable statutory provisions, regulatory norms/guidelines prescribed by Reserve Bank of India (RBI), Regional Rural Banks Act, 1976, Banking Regulation Act, 1949, Insurance Regulatory and Development Authority of India (IRDAI), Pension Fund Regulatory and Development Authority (PFRDA), SEBI (Mutual Funds) Regulations, 1996, Companies Act 2013, Accounting Standards issued by Institute of Chartered Accountants of India (ICAI), and the prevalent accounting practices in India.

C. Use of Estimates:

The preparation of financial statements requires the management to make estimates and assumptions that are considered in the reported amounts of assets and liabilities (including contingent liabilities) as of the date of the financial statements and the reported income and expenses during the reporting period. Management believe that the estimates used in preparation of the financial statements are prudent and reasonable. Actual results could differ from these estimates. The impact of any revision in these estimates is recognized prospectively from the period of change.



D. Significant Accounting Policies**1. Revenue recognition:**

1.1 Income and expenditure are accounted on accrual basis, except otherwise stated.

1.2 Interest/Discount income is recognized in the Profit and Loss Account on realization basis for the following :

(i) income from Non-Performing Assets (NPA) including investments as per the prudential norms prescribed by the RBI, Locker Rent, Interest on Income Tax Refund, Commission including commission & exchange, AMC Charges and Dividend Income on Mutual Fund and Shares. In case of suit filed accounts, legal expenses are charged to Statement of Profit and Loss Account, comprising of advances, leases and investments, which is recognized upon realization, as per the prudential norms prescribed by the RBI/ respective country regulators in the case of foreign offices/entities (hereafter collectively referred to as Regulatory Authorities),

(ii) overdue interest on investments and bills discounted.

1.3 In accordance with the guidelines issued by the Reserve Bank of India, Profit on sale of investments held in the "Held to Maturity" category of the Bank and on sale of Fixed Assets held by the Bank is appropriated to Capital Reserve, net of applicable taxes and amount required to be transferred to Statutory Reserve.


The discount, if any, on acquisition of investments in Held to Maturity(HTM) category is accounted as follows:

a) On Interest bearing securities, it is accounted for at the time of sale/ redemption.

b) On zero coupon securities, it is accounted for over the balance tenor of the security on a constant yield basis.

1.4 Dividend income is recognized when the right to receive the dividend is established.

1.5 Commission on Letter of Credit (LC)/ Bank Guarantee (BG), Deferred Payment Guarantee, Government Business, ATM interchange fee & "Upfront fee on restructured account" are recognized on accrual basis proportionately



over the period. All other commission and fee income are accounted on their realization.

- 1.6 Brokerage, Commission etc. paid/incurred in connection with the issue of Bonds/Deposits are amortized over the tenure of the related Bonds/Deposits and the expenses incurred in connection with the issue are charged upfront.
- 1.7 Insurance Premium and Claims are being accounted on the cash basis.

2. Investments:

Investments are accounted for in accordance with the extant RBI guidelines on investment classification and valuation, as given below:

2.1 Classification:

As per RBI guidelines, investments are classified into three categories viz. Held to Maturity (HTM), Available for Sale (AFS) and Held for Trading (HFT). For disclosure in the Balance Sheet, the investments are classified as Investments in India.

Under each category, the investments in India are further classified as (i) Government Securities, (ii) Other Approved Securities, (iii) Shares, (iv) Debentures and Bonds, (v) Subsidiaries and Associates and (vi) Others.

2.2 Basis of classification:


- i. Investments that the Bank intends to hold till maturity are classified as "Held to Maturity (HTM)".
- ii. Investments that are held principally for resale within 90 days from the date of purchase are classified as "Held for Trading (HFT)".
- iii. Investments, which are not classified in the above two categories, are classified as "Available for Sale (AFS)".
- iv. An investment is classified as HTM, HFT or AFS at the time of its purchase and subsequent shifting amongst categories is done in conformity with regulatory guidelines.
- v. Investments in associates are classified as HTM except in respect of those investments which are acquired and held exclusively with a view to its subsequent disposal. These investments are classified as AFS.



2.3 Valuation:

A. Banking Business:

- i. The transactions in all securities are recorded on "Settlement Date" in determining the acquisition cost of an investment :
 - a. Brokerage/commission received on subscriptions is reduced from the cost.
 - b. Brokerage, commission, securities transaction tax, etc. paid in connection with acquisition of investments are expensed upfront and excluded from cost.
 - c. Broken period interest paid / received on debt instruments is treated as interest expense/income and is excluded from cost/sale consideration.
 - d. Cost of investment under AFS and HFT category is determined at the weighted average cost method by the group entities and cost of investments under HTM category is determined on FIFO basis (first in first out) by SBI and weighted average cost method by other group entities.
- ii. Transfer of securities from HFT/AFS category to HTM category is carried out at the lower of acquisition cost/book value/market value on the date of transfer. The depreciation, if any, on such transfer is fully provided for. However, transfer of securities from HTM category to AFS category is carried out on acquisition price/book value. After transfer, these securities are immediately revalued and resultant depreciation, if any, is provided.
- iii. Treasury Bills and Commercial Papers are valued at **carrying cost**.
- iv. **Held to Maturity category:** Investments under Held to Maturity category are carried at acquisition cost unless it is more than the face value, in which case the premium is amortized over the period of remaining maturity on constant yield basis. Such amortization of premium is adjusted against income under the head "interest on investments". A provision is made for diminution, other than temporary, for each investment individually.
- v. **Available for Sale and Held for Trading categories:** Investments held under AFS and HFT categories are individually revalued at the market price or fair value determined as per the regulatory guidelines, and only the net depreciation of each group for each category (viz., (i) Government securities (ii) Other Approved Securities (iii) Shares (iv) Debentures & Bonds (v)



Subsidiaries and Joint Ventures; and (vi) others) is provided for and net appreciation, is ignored. On provision for depreciation, the book value of the individual security remains unchanged after marking to market.

- vi. In case of sale of NPA (financial asset) to Securitization Company (SC)/ Asset Reconstruction Company (ARC) against issue of Security Receipts (SR), investment in SR is recognized at lower of (i) Net Book Value (NBV) (i.e., book value less provisions held) of the financial asset and (ii) Redemption value of SR. SRs issued by an SC/ARC are valued in accordance with the guidelines applicable to non-SLR instruments. Accordingly, in cases where the SRs issued by the SC/ARC are limited to the actual realization of the financial assets assigned to the instruments in the concerned scheme, the Net Asset Value, obtained from the SC/ARC, is reckoned for valuation of such investments.
- vii. Investments are classified as performing and non-performing, based on the guidelines issued by the RBI in the case of domestic offices/entities and respective regulators in the case of foreign offices/entities. Investments of domestic offices become non-performing where:
- Interest/installment (including maturity proceeds) is due and remains unpaid for more than 90 days.
 - In the case of equity shares, in the event the investment in the shares of any company is valued at Rs. 1 per company on account of the non-availability of the latest Balance Sheet, those equity shares would be reckoned as NPI.
 - If any credit facility availed by an entity is NPA in the books of the bank, investment in any of the securities issued by the same entity would also be treated as NPI and vice versa.
 - The above would apply mutatis-mutandis to Preference Shares where the fixed dividend is not paid.
 - The investments in debentures/bonds, which are deemed to be in the nature of advance, are also subjected to NPI norms as applicable to investments.



viii. Accounting for Repo/Reverse Repo transactions (other than transactions under the Liquidity Adjustment Facility (LAF) with the RBI)

- a. The securities sold and purchased under Repo/ Reverse Repo are accounted as Collateralized lending and borrowing transactions. However, securities are transferred as in the case of normal outright sale/ purchase transactions and such movement of securities is reflected using the Repo/Reverse Repo Accounts and Contra entries. The above entries are reversed on the date of maturity. Costs and revenues are accounted as interest expenditure/income, as the case may be. Balance in Repo A/c is classified under Schedule 4 (Borrowings) and balance in Reverse Repo A/c is classified under Schedule 7 (Balance with Banks and Money at Call & Short Notice).
- b. Interest expended/earned on Securities purchased/ sold under LAF with RBI is accounted for as expenditure/ revenue.

Market repurchase and reverse repurchase transactions as well as the transactions with RBI under Liquidity Adjustment Facility (LAF) are accounted for as Borrowings and Lending transactions in accordance with the extant RBI guidelines.

3. Loans /Advances and Provisions thereon:

3.1 Loans and Advances are classified as performing and non-performing, based on the guidelines/directives issued by the RBI. Loan Assets become Non-Performing Assets (NPAs) where:

- i. In respect of term loans, interest and/or instalment of principal remains overdue for a period of more than 90 days;
- ii. In respect of Overdraft or Cash Credit advances, the account remains "out of order", i.e. if the outstanding balance exceeds the sanctioned limit/drawing power continuously for a period of 90 days, or if there are no credits continuously for 90 days as on the date of balance-sheet, or if the credits are not adequate to cover the interest debited during the same period;
- iii. In respect of bills purchased/discounted, the bill remains overdue for a period of more than 90 days;



- iv. In respect of agricultural advances (a) for short duration crops, where the instalment of principal or interest remains overdue for two crop seasons; and (b) for long duration crops, where the principal or interest remains overdue for one crop season.

3.2 NPAs are classified into Sub-Standard, Doubtful and Loss Assets, based on the following criteria stipulated by RBI:

- i. Sub-standard: A loan asset that has remained non-performing for a period less than or equal to 12 months.
- ii. Doubtful: A loan asset that has remained in the sub-standard category for a period of 12 months.
- iii. Loss: A loan asset where loss has been identified but the amount has not been fully written off.

3.3 Provisions are made for NPAs as per the extant guidelines prescribed by the regulatory authorities, subject to minimum provisions as prescribed below:

S.N.	Classification	Rate of Provision
1.	Substandard Assets: i. A general provision of 10% on the total outstanding; ii. Additional provision of 10% for exposures which are unsecured ab-initio (i.e. where realizable value of security is not more than 10 percent ab-initio); Unsecured Exposure in respect of infrastructure advances where certain safeguards such as escrow accounts are available - 20%.	
2.	Doubtful Assets 1) Secured portion <ul style="list-style-type: none"> • Up to one year • One to three years • More than three years 2) Unsecured portion	20.00% 30.00% 100.00% 100.00%
3.	Loss Assets	100.00%

3.4 Advances are net of specific loan loss provisions, unrealized interest, ECGC claims received and bills rediscounted.



- 3.5 For restructured/rescheduled assets, provisions are made in accordance with the guidelines issued by the RBI, which require that the difference between the fair value of the loan/advances before and after restructuring is provided for, in addition to provision for the respective loans/advances. The Provision for Diminution in Fair Value (DFV) and interest sacrifice, if any, arising out of the above, is reduced from advances.
- 3.6 In the case of loan accounts classified as NPAs, an account may be reclassified as a performing asset if it conforms to the guidelines prescribed by the regulators.
- 3.7 Amounts recovered against debts written off in earlier years are recognized as revenue in the year of recovery.
- 3.8 In addition to the specific provision on NPAs, general provisions are also made for standard assets as per extant RBI Guidelines. These provisions are reflected in Schedule 5 of the Balance Sheet under the head "Other Liabilities & Provisions – Others" and are not considered for arriving at the Net NPAs.
- 3.9 Appropriation of recoveries in NPAs are made in order of priority as under :
- Charges, Costs, Commission etc.
 - Unrealized Interest / Interest
 - Principal

However, in Compromise and Resolution/ Settlement through National Company Law Tribunal (NCLT) cases, the recoveries are appropriated as per the terms of respective compromise/ resolution/ settlement. In case of suit filed accounts, recovery is appropriated as per directives of respective courts.

4. Floating Provisions:

The Bank may make a policy for creation and utilization of floating provisions separately for advances, investments and general purposes. The quantum of floating provisions for creation, may be assessed at the end of the financial year. The floating provisions may be utilized only for contingencies under extra ordinary circumstances specified in the policy with prior permission of Board of Directors'.



5. **Derivatives:** As per RBI/NABARD guidelines, Bank does not enter into any derivatives contract.

6. **Fixed Assets Depreciation and Amortization:**

- Fixed Assets are carried at cost less accumulated depreciation/ amortization.
- Cost includes cost of purchase and all expenditure such as site preparation, installation costs and professional fees incurred on the asset before it is put to use. Subsequent expenditure(s) incurred on the assets put to use are capitalized only when it increases the future benefits from such assets or their functioning capability.
- The fixed assets are depreciated at straight line method based on useful life of the assets states as under:

Sr. No.	Description of Fixed Assets	Useful Life
1	Computers	3 Years
2	Computer Software forming an integral part of the Computer hardware	3 Years
3	Computer Software which does not form an integral part of Computer hardware and cost of Software Development	3 Years
4	Automated Teller Machine/ Cash Deposit Machine/Coin Dispenser / Coin Vending Machine	5 Years
5	Servers	4 Years
6	Network Equipment	5 Years
7	<u>Other major fixed assets</u> Premises Vehicles Safe Deposit Lockers Furniture & Fixtures	60 Years 5 Years 20 Years 10 Years

- In respect of assets acquired during the year for domestic operations, depreciation is charged on proportionate basis for the number of days assets have been put to use during the year



- Assets costing less than Rupees 1,000 each are charged off in the year of purchase.
- In respect of leasehold premises, the lease premium, if any, is amortized over the period of lease and the lease rent is charged in the respective year (s).
- In respect of assets given on lease by the Bank on or before 31st March 2001, the value of the assets given on lease is disclosed as Leased Assets under Fixed Assets, and the difference between the annual lease charge (capital recovery) and the depreciation is taken to Lease Equalization Account.
- In respect of fixed assets held at foreign offices/entities, depreciation is provided as per the regulations /norms of the respective countries.
- The Bank considers only immovable assets for revaluation. Properties acquired during the last three years are not revalued. Valuation of the revalued assets is done at every three years thereafter.
- The increase in Net Book Value of the asset due to revaluation is credited to the Revaluation Reserve Account without routing through the Profit and Loss Account. Additional Depreciation on the revalued asset is charged to the Profit and Loss Account and appropriated from the Revaluation Reserves to Other Revenue Reserve.
- The Revalued Assets is depreciated over the balance useful life of the asset as assessed at the time of revaluation.

7. Impairment of Assets:

Fixed Assets are reviewed for impairment whenever events or changes in circumstances warrant that the carrying amount of an asset may not be recoverable. Recoverability of assets to be held and used is measured by a comparison of the carrying amount of an asset to future Net Discounted Cash Flows expected to be generated by the asset. If such assets are considered to be impaired, the impairment to be recognized is measured by the amount by which the carrying amount of the asset exceeds the fair value of the asset.

8. Effect of changes in the foreign exchange rate:

The Bank does not enter in foreign exchange market.



9. Employee Benefits:**• Short Term Employee Benefits:**

The undiscounted amounts of short-term employee benefits, such as medical benefits which are expected to be paid in exchange for the services rendered by employees, are recognized during the period when the employee renders the service.

• Long Term Employee Benefits:**i. Defined Benefit Plan**

a. The Bank operates a Provident Fund scheme. All eligible employees are entitled to receive benefits under the Bank's Provident Fund scheme. The Bank contributes monthly at a determined rate (currently 10% of employee's basic pay plus eligible allowance). These contributions are remitted to a Trust established for this purpose and are charged to Profit and Loss Account. The Bank recognizes such annual contributions as an expense in the year to which it relates. Shortfall, if any, is provided for on the basis of actuarial valuation.

b. The Bank operates Gratuity and Pension schemes which are defined benefit plans.

i) The Bank provides for gratuity to all eligible employees. The benefit is in the form of lump sum payments to vested employees on retirement, or on death while in employment, or on termination of employment, for an amount equivalent to 15 days basic salary payable for each completed year of service, subject to the cap prescribed by the Statutory Authorities. Vesting occurs upon completion of five years of service. The Bank makes periodic contributions to a fund administered by Trustees based on an independent external actuarial valuation carried out annually.

ii) The Bank provides for pension to all eligible employees. The benefit is in the form of monthly payments as per rules to vested employees on retirement or on death while in employment, or on termination of employment. Vesting occurs at different stages as per rules. The Bank



makes monthly contribution to the Pension Fund at 10% of salary in terms of Rajasthan Marudhara Gramin Bank Pension Fund Rules. The pension liability is reckoned based on an independent actuarial valuation carried out annually and Bank makes such additional contributions periodically to the Fund as may be required to secure payment of the benefits under the pension regulations.


- iii) The cost of providing defined benefits is determined using the projected unit credit method, with actuarial valuations being carried out at each balance sheet date. Actuarial gains/losses are immediately recognized in the Profit and Loss Account and are not deferred.

ii) Defined Contribution Plan:

The Bank operates a New Pension Scheme (NPS) for all officers/ employees joining the Bank on or after 1st April, 2010, which is a defined contribution plan, such new Joinee not being entitled to become members of the existing Rajasthan Marudhara Gramin Bank Pension Scheme. As per the scheme, the covered employees contribute 10% of their basic pay plus dearness allowance to the scheme together with a matching contribution from the Bank. Pending completion of registration procedures of the employees concerned, these contributions are retained as deposits in the Bank and earn interest at the same rate as that of the current account of Provident Fund balance. The Bank recognizes such annual contributions and interest as an expense in the year to which they relate. Upon receipt of the Permanent Retirement Account Number (PRAN), the consolidated contribution amounts are transferred to the NPS Trust.

10. Taxes on income

Income tax expense is the aggregate amount of current tax, deferred tax and fringe benefit tax expense incurred by the Group. The current tax expense and deferred tax expense are determined in accordance with the provisions of the Income Tax Act, 1961 and as per Accounting Standard 22 – “Accounting for Taxes on Income” respectively after taking into account taxes paid at the foreign offices/entities, which are based on the tax laws of respective jurisdiction. Deferred Tax adjustments comprises of changes in the deferred tax assets or



liabilities during the year. Deferred tax assets and liabilities are recognized by considering the impact of timing differences between taxable income and accounting income for the current year and carry forward losses.

Deferred tax assets and liabilities are measured using tax rates and tax laws that have been enacted or substantively enacted at the Balance Sheet date. The impact of changes in deferred tax assets and liabilities is recognized in the profit and loss account. Deferred tax assets are recognized and re-assessed at each reporting date, based upon management's judgement as to whether their realization is considered as reasonably certain. Deferred Tax Assets are recognized on carry forward of unabsorbed depreciation and tax losses only if there is virtual certainty supported by convincing evidence that such deferred tax assets can be realized against future profits.

11. Provisions, Contingent Liabilities and Contingent Assets:

- In conformity with AS 29, "Provisions, Contingent Liabilities and Contingent Assets", issued by the Institute of Chartered Accountants of India, the Group recognizes provisions only when it has a present obligation as a result of a past event and would result in a probable outflow of resources embodying economic benefits will be required to settle the obligation, and when a reliable estimate of the amount of the obligation can be made.
- No provision is recognized for
 - i. any possible obligation that arises from past events and the existence of which will be confirmed only by the occurrence or non-occurrence of one or more uncertain future events not wholly within the control of the group entities; or
 - ii. any present obligation that arises from past events but is not recognized because
 - a. it is not probable that an outflow of resources embodying economic benefits will be required to settle the obligation; or
 - b. a reliable estimate of the amount of obligation cannot be made.

Such obligations are recorded as Contingent Liabilities. These are assessed at regular intervals and only that part of the obligation for which an outflow of resources embodying economic benefits is probable, is



provided for, except in the extremely rare circumstances where no reliable estimate can be made.

- Contingent Assets are not recognized in the financial statements.

12. Cash and cash equivalents

Cash and cash equivalents include Cash and Balances with RBI, Balances with Banks and money at call and short notice.



PANKAJ BHARGAVA
CHIEF COMPLIANCE OFFICER &
ASSISTANT GENERAL MANAGER



SUNIL CHAWLA
GENERAL MANAGER




MUKESH BHARTIA
CHAIRMAN



CA JAGDISH BISHNOI
CHIEF MANAGER,
ACCOUNTS & COMPLIANCE

As per our separate report of even date
For VINOD SINGHAL & CO LLP
Chartered Accountants
FRN.005826C/C400276



CA HEMANT KUMAR BANSAL
DESIGNATED PARTNER
M.NO. 078857
UDIN : 24425013BKAI5Y6333

Place : JODHPUR
Date : 27/04/2024

SCHEDULE - 18**NOTES ON ACCOUNTS****1. Capital**

S.N.	Particulars	Current Year	Previous Year
i	CRAR (%)	10.34%	10.32%
ii	CRAR - Tier I Capital (%)	9.01%	8.99%
iii	CRAR - Tier II Capital (%)	1.33%	1.33%
iv	Percentage of the Shareholding of the:		
a	Government of India	50.00%	50.00%
b	State Government	15.00%	15.00%
c	Sponsor Bank (SBI)	35.00%	35.00%

Net worth of the Bank stood of Rs. 109909.68 lakh with a growth of Rs. 12933.48 lakh (13.34%) over previous FY's figure of Rs. 96976.20 lakh.

2. Advances

The Bank's Total Advances are Rs. 12822.78 Crore (Previous Year Rs. 11524.33 Crore) out of which Rs. 9827.09 Crore (Previous Year Rs. 9160.96 Crore) pertains to Priority Sector, which constitute 76.64% (Previous Year 79.49%) of the total advances.


As per RBI guidelines "Priority Sector Advances" should constitute 75% of outstanding of total Advances, to be computed based on the total outstanding as on the corresponding date of the preceding previous year, the bank is allowed to sell its priority sector advance by way of issuance of PSLC/IBPC in excess of the said limit keeping the said guidelines, that has been complied with by the Bank.

The bank used to sale priority sector advances by issuing IBPC/PSLC against excess priority sector advances as per RBI guidelines. During the year the bank sold net PSLC of Rs. 3775 Crore (Previous year Rs. 3590 Crore) on e-Kuber portal of RBI and booked a net premium of Rs. 51.86 Crore, having no impact on the Risk Weighted Assets, however during the previous year the bank had sold its priority sector advances through PSLC of Rs.3590.00 Crore and booked a premium Rs.89.98 Crore.

PSLCs (category-wise) sold and purchased during the financial year 2023-24 is as follows:

Amount in Crores

CATEGORY	SOLD	Purchased	Net Sell	Premium Received	Premium Paid	NET Premium
PSLC SFMF	1950.00	25.00	1925.00	40.03	0.18	39.86
PSLC AGRICULTURE	4400.00	0.00	4400.00	12.33	0.00	12.33
PSLC GENERAL	0.00	2500.00	-2500.00	0.00	0.25	-0.25
PSLC MICRO	0.00	50.00	-50.00	0.00	0.08	-0.08
TOTAL	6350.00	2575.00	3775.00	52.36	0.51	51.86



In Schedule 9 of Balance Sheet, Advances are shown net of provisions (except for Standard Assets). Sector wise classification of advances is done by the bank based on data fed in CBS.

(i) Verification of existence and valuation of securities against the loans and advances made to borrowers has been done by the Management.

(ii) The bank has followed prudential norms formulated by Reserve bank of India applicable for RRB's for classifying the advances into standard, substandard, doubtful and loss assets; however, the provision is made higher than the norms prescribed by RBI for RRBs, to achieve better Provision Coverage Ratio.

(iii) The account under 5 years KCC scheme are renewed/enhanced invariably on the same day on which the farmer repays the amount and the DP is also increased on the same day, in compliance to the guidelines issued by SBBJ (Now SBI) vide circular No. AGR-31/14/15 dated 16/12/2014 which is in line with RBI guidelines, and are considered genuine and are done in the ordinary course of the banking.

(iv) In Balance Sheet (Schedule-9) advances are shown net of provisions of sub-standard, Doubtful and Loss assets.

The position of assets classification and provisions made there against is as under

(In Thousands)

Particulars	Standard Assets	Sub Std (SS1)	Sub Std (SS2)	Doubtful 1 (D1)	Doubtful (D2)	Doubtful (D3)	Loss Assets	TOTAL
Gross Advances	122728199	1385566	36948	2075216	1778745	220238	2932	128227844
Provisions made	370924	138202	7390	1663503	1775696	219641	2932	3807364
Advances shown in BS	122728199	1247364	29558	411713	3049	597	0	124420480

In Schedule 9 of Balance Sheet, Advances are shown net of provisions (*except for Standard Assets) and also net of Festival Advance.

3. Investments

3.1 Value of Investments

(In Lakh)

S.N.	Particulars	Current Year	Previous Year
1. i	<u>Value of Investments:</u>		
ii	Gross value of Investments	528132.47	508399.17
iii	Provision for Depreciation (Non-Performing Non-SLR)	2025.00	2025.00

	Net Value of Investments (before Mark to Market Provision made in case of investment under AFS category)	526107.47	506374.17
2.	<u>Movement of provisions held towards depreciation on investments (Non Performing Non SLR):</u>		
i	Opening Balance	2025.00	2025.00
ii	Add: Provisions made during the year	00.00	00.00
iii	Less: Write off of excess provisions during the year	00.00	00.00
iv	Closing Balance	2025.00	2025.00

3.2 Repo transactions


(In Lakh)

Particulars	Minimum outstanding during year	Maximum outstanding during year	Daily Average outstanding during year	As on 31.03.2024
Securities Sold under Repo	--NIL--	--NIL--	--NIL--	--NIL--
Securities Purchased under Repo	--NIL--	--NIL--	--NIL--	--NIL--

3.3 Non-SLR investment portfolio: Issuer composition of Non SLR Investments

(In Lakh)

S.No.	Issuer	Amount	Extent of Private Placement	Extent of Below investment Grade Securities	Extent of Unrated Securities	Extent of Unlisted Securities
(1)	(2)	(3)	(4)	(5)	(6)	(7)
i)	PSUs	248.90	248.90	----	----	----
ii)	Financial Institutions	9995.78	9995.78	----	----	----
iii)	Banks	150.33	150.33	----	----	----
iv)	Private Corporate	2025.00	2025.00	----	----	----
v)	Others (Mutual Fund)	100.00	100.00	----	----	----
vi)	Shares	0.00	0.00	----	----	----



vii)	Provision held towards depreciation	-2025.00	-2025.00	----	----	----
	TOTAL	10495.01	10495.01	----	----	----

The bank has followed the Policy of Amortizing the Premium on 'HTM' category through "Provision for Amortization on Investment". In View of the RBI directives, the amortized amount for the year has been adjusted in "Schedule 13". The book value of the securities has been reduced to that extent and further reduced by accumulated amortization amount. The Bank has amortized Rs. 481.70 Lakh during the year (Previous Year Rs. 485.08 Lakh).

4. Asset Quality

4.1 Non-Performing Assets

(In Lakh)

S.N.	Particulars	Current Year	Previous Year
1	Net NPAs to Net advances (%)	1.35%	2.20%
2	Movement of NPAs (Gross)		
a	Opening Balance	54,492.40	47,324.33
b	Additions during the year	29,302.36	55,090.09
c	Reductions during the year	28,798.30	47,922.02
d	Closing Balance	54996.46	54,492.40
3	Movement of Net NPAs		
a	Opening Balance	24,737.18	21,463.29
b	Additions during the year	26,021.96	49,236.12
c	Reductions during the year	33,922.65	45,962.23
d	Closing Balance	16,836.49	24,737.18
4	Movement of Provisions for NPAs (excluding provisions on standard assets) including floating provision		
a	Opening Balance	29,692.51	25,780.73

b	Provisions made during the year	17,000.38	12,300.00
c	Write-off/write back of excess provision	8,619.25	8,388.22
d	Closing Balance	38,073.64	29,692.51

4.2 Details of Loan Assets subject to Restructuring

(In Lakh)

S. No.	Particulars	Current Year	Previous Year
i	Total amount of loan assets subject to restructuring, rescheduling, renegotiation	0.00	0.00
ii	The amount of Standard assets subject to restructuring, rescheduling, renegotiation	0.00	0.00
iii	The amount of Sub-Standard assets subject to restructuring, rescheduling, renegotiation	0.00	0.00
iv	The amount of Doubtful assets subject to restructuring, rescheduling, renegotiation	0.00	0.00
	Note [(i) = (ii) + (iii) + (iv)]	0.00	0.00

4.3 Details of financial assets sold to Securitization (SC) / Reconstruction Company (RC) for**Assets Reconstruction**

(In Lakh)

S. No.	Particulars	Current Year	Previous Year
i)	No. of accounts	--Nil--	--Nil--
ii)	Aggregate value (net of provisions) of accounts transferred in earlier years	--Nil--	--Nil--
iii)	Aggregate consideration	--Nil--	--Nil--
iv)	Additional consideration realized in respect of accounts transferred in earlier years	--Nil--	--Nil--
v)	Aggregate gain/loss over net book value	--Nil--	--Nil--

4.4 Details on Non-Performing Financial Assets Purchased/Sold**A. Details of non-performing financial assets purchased:**

(In Lakh)



S. No.	Particulars	Current Year	Previous Year
1(a)	No. of accounts purchased during the year	--Nil--	--Nil--
(b)	Aggregate outstanding	--Nil--	--Nil--
2(a)	Of these number of accounts restructured during the year	--Nil--	--Nil--
(b)	Aggregate outstanding	--Nil--	--Nil--

B. Details of non performing financial assets sold:

(In Lakh)

S.N.	Particulars	Current Year	Previous Year
1.	No. of accounts sold	--Nil--	--Nil--
2.	Aggregate outstanding	--Nil--	--Nil--
3.	Aggregate consideration received	--Nil--	--Nil--

4.5 Provisions on Standard Assets

(In Lakh)

Items	Current year	Previous year
Provisions towards Standard Assets made during the year (excluding restructured accounts)	+450	+430
Cumulative Provision held as on 31.03.2024 for Standard Assets	3709	3259

5. Business Ratios

S. No.	Particulars	Current Year	Previous Year
i.	Interest income as a percentage to Working Funds	7.99%	7.58%
ii.	Non-Interest income as a percentage to Working Funds	1.19%	1.27%
iii.	Operating profit/PBT as a percentage to Working Funds	0.81%	0.73%
iv.	Returns on Assets (%)	0.61%	0.54%



v.	Business (Deposits plus Advances) per employee (Rs. In Lakh)	1147.35	1057.67
vi.	Profit per employee (Rs. In Lakh)	4.70	3.72

6. Asset Liability Management – Maturity pattern of certain terms of Assets and Liabilities

(In Lakh)

Particulars	1 to 14 days	15 to 28 days	29 days to 3 months	Over 3 months & up to 6 months	Over 6 months & up to 1 year	Over 1 year & up to 3 year	Over 3 year & up to 5 year	Over 5 year	Total
Deposits	126900.94	24567.17	116719.86	160811.35	363054.55	1053358.62	21543.71	9415.03	1876371.22
Advances	65750.65	26285.81	181707.50	127525.31	307271.08	137808.75	43102.99	338465.69	1227917.76
Investments	15000.00	22911.62	4436.00	21280.57	29271.92	227429.72	200185.68	7616.95	528132.46
Borrowings	0.00	0.00	10000.00	61468.78	159362.13	4422.09	3263.51	0.00	238516.51
Balance with other banks	35972.28	11117.00	35100.00	84032.34	156501.00	11900.00	25.00	0.00	334647.61


ALM is prepared by system with manual intervention. Bank is classifying data on certain assumptions as per RBI/NABARD guidelines & on the basis of estimates made by the management. The Bank has adopted "policy" in terms of RBI Guideline for "Asset - Liability management", the system related improvement is required thereto to remove manual intervention.

7. Exposures:

7.1 Exposures to Real Estate Sector

(In Lakh)

S.No.	Category	Current Year	Previous Year
(a)	Direct Exposure		
(i)	Residential Mortgages Lending fully secured by mortgages on residential property that is or will be occupied by the borrower or that is rented	271679.62	210960.44
(ii)	Commercial Real Estate Lending secured by mortgages on commercial real estate (office buildings, retail space, multi-purpose commercial premises, multi-family residential buildings, multi-tenanted commercial premises, industrial or warehouse space, hotels, land acquisition, development and construction, etc.) Exposure would also include non-fund based (NFB) limits;	2632.52	3484.02
(iii)	Investments in Mortgage Backed Securities (MBS) and other securitized exposures	--Nil--	--Nil--
	a. Residential	--Nil--	--Nil--
	b. Commercial Real Estate	--Nil--	--Nil--
(b)	Indirect Exposure		



	Fund-based and non-fund based exposures on National Housing Bank (NHB) and Housing Finance Companies (HFCs)	--Nil--	--Nil--
--	---	---------	---------

7.2 Exposures to Capital Market

(In Lakh)

	Items	Current Year	Previous Year
1.	Direct investment in equity shares, convertible bonds, convertible debentures and units of equity-oriented mutual funds the corpus of which is exclusively invested in corporate debt;	--Nil--	--Nil--
2.	Advances against shares/bonds/debentures or other securities or on clean basis to individuals for investment in shares (including IPOs/ESOPs), convertible bonds, convertible debentures or units of equity oriented mutual funds;	--Nil--	--Nil--
3.	Advances for any other purposes where shares or convertible bonds or convertible debentures or units of equity oriented mutual funds are taken as primary security	--Nil--	--Nil--
4.	Advance for any other purposes to the extent secured by the collateral security of shares or convertible debentures or units of equity oriented mutual funds i.e., where the primary security other than shares/ convertible bonds/convertible debentures/ units of equity oriented mutual funds does not fully cover the advances.	--Nil--	--Nil--
5.	Secured and unsecured advances to stockbrokers and guarantees issued on behalf of stockbrokers and market shares	--Nil--	--Nil--
6.	Loans sanctioned to corporate against the security of shares/ bonds/ debentures or others securities or on clean basis for meeting promoter's contribution to the equity of new companies in anticipation of raising resources;	--Nil--	--Nil--
7.	Bridge loans to companies against expected equity flows/ issues;	--Nil--	--Nil--
8.	Underwriting commitments taken up by the banks in respect of primary issue of shares or convertible bonds or convertible debentures or units of equity oriented mutual funds;	--Nil--	--Nil--
9.	Financing to stockbrokers for margin trading;	--Nil--	--Nil--
10.	All exposures to venture Capital Funds (both registered and unregistered)	--Nil--	--Nil--



Total Exposure to Capital Market	--Nil--	--Nil--
---	---------	---------

7.3 Details of Single Borrower (SGL), Group Borrower Limit (GBL) exceeded by the bank:

During the year 2023-24, the Bank has not exceeded the prudential exposure limits set by RBI to single Borrower/ Group Borrower, except in the following case, which has been approved by the Board:

Sl. No.	Name of the Borrower	Maximum Limit during the year	Exposure (%) as on	Limit/Liability as on 31.03.2024	Exposure (%)
			NIL		

8. Disclosure as per Accounting Standard (AS)

8.1 Accounting Standard-3: Cash Flow Statement

Cash Flow has been prepared as per indirect method as prescribed as per Accounting Standard 3.

8.2 Accounting Standard-5: Net Profit or Loss for the period, prior period items and changes in accounting policies

8.2.1 There are no material prior period items included in Profit & Loss account required to be disclosed as per AS-5 read with RBI guidelines except those disclosed elsewhere in the notes.

8.3 Accounting Standard-6: Depreciation Accounting

Break-up of total depreciation for each class of assets

(In Lakh)

Class of Assets	2023-24	2022-23
Premises	--Nil--	--Nil--
Other Fixed Assets	1020.29	776.02
Total	1020.29	776.02

Depreciation has been charged to P&L account as prescribed in point no D (6) "Fixed Assets Depreciation and Amortization" of schedule 17. Further amount in the current year has been adjusted to the extent needed to rectify the errors committed in calculation of depreciation during previous years for whatsoever reasons on some of the Assets.

8.4 Accounting Standard-9: Revenue Recognition

8.4.1 Certain items of income are recognised on realisation basis as disclosed at point no. D (1) "Revenue Recognition" of Schedule 17-Significant Accounting Policies in compliance RBI guidelines.

8.5 AS-10 "Accounting for Fixed Assets"

Fixed Assets in the books is disclosed as prescribed in Point No. D (6) "Fixed Assets Depreciation and Amortization" of schedule 17.



8.6 Accounting Standard-15: "Employee Benefits"

Provisions for Gratuity, Leave Encashment and Other long term benefits have been made in accordance with the Revised Accounting Standard (AS-15) issued by the ICAI.

The accounting for Post-Employment Benefits is done as per the requirements of AS-15 according to which the Bank is paying fixed contribution into a separate entity (a fund), recognizes the contribution under *Defined Contribution Plans* as an expense. The Bank is having a Trust for Gratuity Fund and amount is lying invested in Group Gratuity Scheme. During the year no contribution was made to this fund. The Bank is having "Leave Encashment Fund Management Scheme from SBI Life Insurance Company Limited and from LIC of India, and has contributed Rs. 1730.00 lakh to this fund during the year (Previous year Rs. 150.00 lakh). A total of Rs. 23537.39 lakh have been transferred the liability of Gratuity & Leave Encashment has been valued by an approved actuary as on 31.03.2024. The Actuarial Liability Ascertained, Amount paid and debited to P&L in the books up to 31.03.2024 & Payment Deferred and Payable Afterwards as at 31.03.2024 is as under: -

(In Lakh)

Nature of Liability	Actuarial Liability Ascertained As at 31.03.2024	Amount debited to P&L and available with fund manager up to 31.03.2024	Amount Deferred as on 31.03.2024
Gratuity	14238.44	16690.99	0.00
Leave Encashment	9298.95	9380.64	0.00
Pension*	99618.68*	99620.00	0.00
Total	123156.07	125691.63	0.00

*Actuarial Valuation for Pension Liability is Rs. 100418.68 Lakh from which Rs. 800.00 Lakh reduced on account of Employer Part of PF contribution receivable from EPFO, hence Actual Pension Liability comes to Rs. 99618.68 Lakh.


The rates adopted by the actuary for different valuation are as ahead:

Sr. No.	Type of liability	Rate of discounting
1.	Leave encashment	7.25%
2.	Gratuity	7.25%
3.	Pension Liability	8.00%

8.7 Accounting Standard-17: Segment Reporting

As per guidelines from RBI the business segments in which the bank operates has been determined as Treasury operations and other Banking operations. Since the bank has no foreign branches, it is considered to operate only in the Domestic segment. No disclosure under geographic segment is therefore made. The position of business segments is summarised as below:

(In Lakh)



Particulars	2023-24				2022-23			
	Treasury Operations	Insurance Business	Other Banking Operations	Total	Treasury Operations	Insurance Business	Other Banking Operations	Total
Revenue	57,228	1700	1,35,437	1,94,365	42,448	1346	1,19,636	1,63,430.37
Operating Profit/Loss before provisions	10,367	308	24,534	35,209	7,882	250	22,215	30,347
Provisions	0.00	0.00	17,976	17,976	2803	0	14,122	16,925
Operating Profit before tax (PBT)	10,367	308	6,558	17,233	5,079	250	8,093	13,422
Tax Provisions (Net of DTA)	2586	77	1,636	4,299	1,281	63	2,041	3,385
Net Profit/Loss after Tax (PAT)	7,781	231	4,922	12,934	3,798	187	6,052	10,037
Total Assets	6,68,886	19,866	15,82,989	22,71,741	5,21,121	16,522	14,68,709	20,06,352
Total Outside Liability	6,68,886	19,866	15,82,989	22,71,741	5,21,121	16,522	14,68,709	20,06,352


The costs not identifiable for each segment separately have been allocated proportionately to the respective segments.

8.8 Accounting Standard-18: related party disclosures

As per Para 9 of the Accounting Standard 18 issued by the ICAI on "Related party disclosures" the Bank, being a state-controlled enterprise is not required to make disclosures of related party relationships with other state-controlled enterprises and transactions with such enterprises. However, the Bank has considered the following as related parties for the purpose of disclosure under AS-18 issued by the ICAI:

Particulars of related party account transactions:

Name & Designation	Remuneration paid during the year
Chairman – Sh. Mukesh Bhartia	Salary & Allowances : 21,22,943.37





Chairman – Sh. Gyanendra Kumar Jain	Salary & Allowances : 25,31,812.41
General Manager – Sh. Anil Sogani	Salary & Allowances : 2,89,187.23
General Manager – Sh. R K Gupta	Salary & Allowances : 32,63,679.44
Chief Vigilance Officer – Sh. Sanjeev Kumar	Salary & Allowances : 30,48,942.14
General Manager - Sh. Sunil Chawla	Salary & Allowances : 30,22,751.78
General Manager - Sh. Dheerendra Kumar Jeengar	Salary & Allowances : 20,22,151.11
General Manager – Sh. K N Dwivedi	Salary & Allowances : 19,82,467.93

Directors of the Bank: -

S. No.	Name	Nominee
1	Chairman- Sh. Mukesh Bhartia	State Bank of India (Sponsor Bank)
2	Sh. Rajeev Kumar Verma	State Bank of India (Sponsor Bank)
3	Sh. Pranesh Prashant	State Bank of India (Sponsor Bank)
4	Sh. Ajay Kumar Sinha	NABARD
5	Sh. J. S. K. Rawat	Reserve Bank of India
6	Sh. C. P. Mandawaria	Government of Rajasthan
7	Sh. Dinesh Kumar	Government of Rajasthan
8	Sh. Rajendra Kumar Sharma	Government of India
9	Vacant (Since inception)	Government of India

8.9 Accounting Standard-20: Earning Per Share

AS-20 is not applicable to the banks, as it does not mandate an enterprise, which has neither equity shares nor potential equity shares which are so listed, to calculate and disclose earning per share.



8.10 Accounting Standard-21: Consolidated Financial Statement

The Bank does not have any subsidiary and as such AS 21 is not applicable.

8.11 Accounting Standard-22: Accounting for Taxes on Income

8.11.1 Deferred Tax adjustments comprises of changes in the deferred tax assets or liabilities during the year. Deferred tax assets and liabilities are recognised by considering the impact of timing differences between taxable income and accounting income for the current year, and carry forward losses. Deferred tax assets and liabilities are measured using tax rates and tax laws that have been enacted or substantively enacted at the balance sheet date. The impact of changes in deferred tax assets and liabilities is recognised in the profit and loss account.

8.12 Accounting Standard-23: Accounting for Investments in Associates in consolidated Financial Statement

The Bank does not have any subsidiary and as such AS 23 is not applicable.

8.13 Accounting Standard-26: Intangible Assets

The present practice of depreciating software which forms integral part of hardware @33.33% (on SLM basis) and Depreciating Other Software @ 33.33% is being followed by the Bank consistently, which is in line with the AS-26 issued by ICAI.


8.14 Accounting Standard-28: Impairment of Assets

In the opinion of Bank's Management, there is no impairment of the Assets during the year.

8.15 Accounting Standard-29: Provisions, Contingent Liability and Contingent Assets

(a) The bank recognizes Provisions, Contingent Liability and Contingent Assets in compliance to AS-29 issued by the ICAI, and in terms of the accounting policy adopted and disclosed by the bank.

(b) In reference to the Honourable Supreme Court decision on the Pension to RRB's employees and GOI notifications on Pension Regulations 2018 in compliance to mentioned decision, the pension liability for Bank has arisen w.e.f 01.04.2018. Accordingly, Bank is required to provide for the pension liability in the books of accounts. Considering the large amount of provision, NABARD vide its letter No.NB.DoS.Pol.HO/2533/J-1/2019-20 dated 12 December, 2019 has permitted the Bank to amortise pension liability over a period of five years, beginning with the financial year ending 31 March, 2019 subject to minimum of 20% of the pension liability assessed as on March 31 of the year concerned. Accordingly, Bank has to provide for pension liability to the extent of 100% till 31.03.2023. As per actuarial valuation as on 31.03.2024, total future pension liability comes to Rs. 1004.19 crore, out of



which Rs. 8.00 Crore is reduced on account of Employer's part of PF contribution receivable from EPFO, hence actual Pension Liability comes to Rs. 996.19 Crore. Accordingly, 100 % of Bank's Liability towards Pension Payment is Rs. 996.19 Crore, and bank has provided Rs. 996.20 crore up to 31.03.2024. The year-wise details are as under:

Financial Year	Provision made (Amt in crore)
2018-19	122.50
2019-20	225.55
2020-21	223.00
2021-22	212.00
2022-23	139.00
2023-24	74.15
Total	996.20

(c) In lieu of wage revision (12th BPS) due from November, 2022 following the agreement signed between Bank Unions and IBA, Bank has ascertained amount of Rs.64.00 crore for the period of November, 2022 to March, 2024 and accordingly, have made Provision of Rs. 64.00 crore in books of accounts in current Financial Year 2023-24.

8.15.1 Provisions & Contingencies of Profit & Loss Account made during the Year is as under:

(In Lakh)

S.N.	Particulars	Current Year	Previous Year
A	Provisions & Contingencies		
1.	Provision for Standard Assets	450.00	430.00
2.	Provision towards NPA	17000.00	12300.00
3.	Provision for Frauds	526.48	1392.32
4.	Depreciation of Investment	0.00	2803.13
5.	Provision of Restructured Account	0.00	0.00
6.	Provision for Cash Robbery & Theft	0.00	0.00
	Total of Provisions & Contingencies	17976.48	16925.45
B	Tax provisions		
1.	Provision for taxation	4337.11	3386.42
2.	Deferred Tax (Assets)	-37.96	-2.21

	Total Tax Provisions	4299.15	3384.21
	Total of A and B	22275.63	20309.66

8.15.2 Movement of other significant provisions has been disclosed at the appropriate places in the Notes forming part of the accounts.

8.16 AS-4 Contingencies and Events occurring after Balance Sheet: There are no events occurring after the Balance Sheet date which needs adjustment in the financial statements.

8.17: AS-2 on Valuation of Inventory, AS-7 on Construction Contract, AS-11 on the effects of Changes in Foreign Exchange Rates, AS-12 on Government Grants, AS-14 on the accounting for the Amalgamation, AS-16 on the Borrowing Cost, AS-19 on Leases: The mentioned AS are not applicable to the Bank or there are no reportable transactions required to be reported in accordance with these Accounting Standards.

9. Additional disclosures

9.1 Floating Provisions

(In Lakh)

S.N.	Particulars	Current Year	Previous Year
(a)	Opening Balance in floating provision account	00	00
(b)	The Quantum of floating Provision made in the accounting year	00	00
(c)	Amount of draw down made during the accounting year	00	00
(d)	Closing balance in the floating provision account	00	00


9.2 Provision against Frauds

The details of Fraud cases are as under:

(In Lakh)

Particulars	Current Year	Previous Year
Fraud amount of earlier years	1596.82	204.50
Detected during the Year	1052.07	1995.79
Less: Recovered in FY	525.59	603.47
Closing Balance	2123.30	1596.82
Less: Provision Available for Fraud at the start of the year	1596.82	204.50
Balance Provision Made/written off During the Year	+526.48	+1392.32

Fraud was detected in 3 branches of the Bank amounting to Rs. 378.34 lacs & Rs. 673.73 amount was added after final investigation of one of the branch for which fraud was detected in the previous year



out of which Rs. 525.59 lacs were recovered and additional provision of Rs. 526.48 lacs is made out of Profit & Loss account. System to be strengthened in such a way that such type of incidences can be avoided.

10. Disclosure of complaints

10.1 Customer Complaints:

S.N.	Particulars	Number of Cases
(a)	No. of complaints pending at the beginning of the year	7
(b)	No. of complaints received during the year	894
(c)	No. of complaints redressed during the year	895
(d)	No. of complaints pending at the end of the year	6

10.2 Award passed by the Banking Ombudsman:

S.N.	Particulars	Details
(a)	No. of unimplemented Awards at the beginning of the year	--NIL--
(b)	No. of Awards passed by Banking Ombudsman during the year	--NIL--
(c)	No. of Awards implemented during the year	--NIL--
(d)	No. of unimplemented Awards at the end of the year	--NIL--

11. Concentration of Deposits, Advances, Exposures and NPAs

11.1 Concentration of Deposits:

(In Crores)

	Current Year	Previous Year
Total Deposits of twenty largest depositors	260.02	364.61
Percentage of Deposits of Twenty largest depositors to total deposits	1.39 %	2.14 %

11.2 Concentration of Advances:

(In Crores)

	Current Year	Previous Year
Total Advances to twenty largest borrowers	134.60	109.51
Percentage of Advances of Twenty largest Borrowers to total advances	1.05%	0.95%



11.3 Concentration on NPAs:

(In Crores)

	Current Year	Previous Year
Total Exposure to top four NPA accounts	7.35	1.23
Percentage NPA of top four NPA accounts to total NPA	1.37%	0.22%

11.4 Miscellaneous- Amount of provisions made for Income tax during the year (In '000)

Particulars	Current Year	Previous Year
Provision for Income Tax (Rs. in Thousands)	429915	338642

11.5 Sector-wise NPAs

(In Crores)

S. No.	Sector	Current Year			Previous Year		
		Outstanding Total Advances	Gross NPAs	Percentage of Gross NPAs to Total Advances in that sector	Outstanding Total Advances	Gross NPAs	Percentage of Gross NPAs to Total Advances in that sector
A	Priority Sector						
1	Agriculture and allied activities	7927.26	488.32	6.16%	7626.67	502.01	6.58%
2	Advances to industries sector eligible as priority sector lending/Others	1899.83	45.14	2.38%	1534.29	33.12	2.16%
3	Services	0.00	0	0.00%	0.00	0.00	0.00%
4	Personal loans	0.00	0	0.00%	0.00	0.00	0.00%
	Sub-total (A)	9827.09	533.46	5.43%	9160.96	535.13	5.84%
B	Non-Priority Sector						



1	Agriculture and allied activities	0.00	0.00	0.00%	0.00	0.00	0.00%
2	Industry/Others	2468.96	6.63	0.27%	1905.87	2.59	0.14%
3	Services	88.02	0.00	0.00%	34.84	0.00	0.00%
4	Personal loans	438.71	9.87	2.25%	422.66	7.20	1.70%
	Sub-total (B)	2995.69	16.50	0.55%	2363.37	9.79	0.41%
	Total (A+B)	12822.78	549.96	4.29%	11524.33	544.92	4.73%

11.6 Transfers to Depositor Education and Awareness Fund (DEAF)

(Rs. In Crores)

Particulars	31.03.2024	31.03.2023
Opening Balance of amounts transferred to DEAF	23.97	19.81
Add: Amounts transferred to DEAF during the year	8.99	4.40
Less: Amounts reimbursed by DEAF towards claims	1.12	0.24
Closing balance of amounts transferred to DEAF	31.84	23.97

12. Provisioning Coverage Ratio (PCR)

Particulars	Current Year	Previous Year
PCR (%)	69.23%	54.49%

13. Draw Down from Reserve

The Bank has not drawn down any amount from Statutory and General Reserve during the current financial year.

14. The information regarding applicability of MSMED Act, 2006 to the various suppliers/parties is not available with our Bank, hence information as required vide Section 22 of Chapter V of MSMED Act, 2006 cannot be given.

15. Disclosure of Penalties imposed by RBI

The Bank has maintained CRR and SLR as per RBI Act 1934 and Banking Regulation Act 1949 and not defaulted during the financial year under report.



16. GST Compliance.

The bank is complying with the GST requirements to the extent possible, payment of GST and filing of GST returns is being done on time. However, the software of the Bank is not updated to comply with GST requirements. Therefore, GST liability is assessed at HO level, based on compilation of information received from various branches and offices of the bank based on manual techniques and calculation.


17. The figures of the previous year have been re-grouped/re-arranged wherever necessary except where information was not available.



PANKAJ BHARGAVA
CHIEF COMPLIANCE OFFICER &
ASSISTANT GENERAL MANAGER



SUNIL CHAWLA
GENERAL MANAGER




MUKESH BHARTIA
CHAIRMAN



CA JAGDISH BISHNOI
CHIEF MANAGER,
ACCOUNTS & COMPLIANCE

As per our separate report of even date
For VINOD SINGHAL & CO LLP
Chartered Accountants
FRN.005826C/C400276



CA HEMANT KUMAR BANSAL
DESIGNATED PARTNER

M.NO. 078857

UDIN : 24425013BKAI5Y6333

Place: JODHPUR
Date : 27/04/2024



Independent Auditor's Report

To,

The Shareholders of Rajasthan Marudhara Gramin Bank

Report on Audit of the Standalone Financial Statements

Opinion

1. We have audited the standalone financial statements of **Rajasthan Marudhara Gramin Bank, Jodhpur (RAJ.)** ("the bank"), which comprise the Balance Sheet as on March 31, 2024, the Statement of Profit and Loss Account and the Statement of Cash Flow for the year then ended, and notes to financial statements including a summary of significant accounting policies and other explanatory information in which are included returns for the year ended on that date of 26 (Twenty Six) branches audited by us and 422 (Four hundred and twenty two) Branches audited by Branch Auditors. The branches audited by us and those audited by other auditors have been selected as per the guidelines issued to the bank by Reserve Bank of India and NABARD. Also incorporated in the Balance Sheet, the Statement of Profit and Loss and the statement of Cash Flow are the returns from 268 (Two hundred and sixty eight) branches which have not been subjected to audit. These unaudited Branches account for 24.93 per cent of advances, 28.07 per cent of deposits, 35.52 per cent of total income and 29.99 per cent of total expenses.
2. In our opinion, and to the best of our information and according to the explanation given to us, the aforesaid standalone financial statements, give the information required by the Banking Regulation Act, 1949 and NABARD guidelines in the manner so required for bank and are in conformity with the accounting principles generally accepted in India, and:
 - (a) The Balance Sheet, read with the notes thereon is a full and fair Balance Sheet containing all the necessary particulars, is properly drawn up so as to exhibit a true and fair view of state of affairs of the bank as at 31.03.2024; and
 - (b) The Profit and Loss Account, read with the notes thereon shows true balance of profit; and



207, 222, II Floor, Ganpati Plaza, M.I.Road, Jaipur -302001 Rajasthan
Tel.: +91-141-4009291, 2389290 2389291
Email : vinodsinghal@vsc.co.in • Website : www.vsc.co.in

(Registered under the Limited Liability Partnership Act, 2008 on Conversion from
Vinod Singhal & Co. w.e.f. 04.07.2019 with LLPIN : AAP-7985)

- (c) The Cash Flow Statement gives a true and fair view of the cash flows for the year ended on that date.

Basis for Opinion

3. We conducted our audit in accordance with the standards on Auditing (SAs) issued by ICAI. Our responsibilities under those standards are further described in the auditor's responsibility for the audit of financial statement section of our report. We are independent of the bank in accordance with the code of ethics issued by the Institute of Chartered Accountants of India together with ethical requirements that are relevant to our audit of financial statements, and we have fulfilled our other ethical responsibilities in accordance with these requirements and code of ethics. We believe that the audit evidence which we have obtained, is sufficient and appropriate to provide a basis for our opinion.

4. Emphasis of Matter

Note no 2(iii) of Schedule 18 regarding renewal/enhancement of KCC accounts being done invariably on the same day on which the farmer repays the amount, the genuineness of such credit transactions are not verifiable particularly in cases where the farmer deposits the amount in cash and enhanced limit is also disbursed in cash within a time span of few minutes on the same day, the impact of which is not ascertainable.

Fraud was deducted in 3 branches of the Bank amounting to Rs.378.34 Lakh and additional Rs.673.73 lakh were added for Satyaya Branch where fraud was declared in the previous year. Out of these, Rs.525.59 lakh were recovered and for remaining amount of Rs.526.48 lakh additional provision was provided in the books.

Our opinion is not qualified in respect of the above point.

5. Responsibilities of Management and Those Charged with Governance for the Standalone Financial Statements

The Bank's Board of Directors is responsible with respect to the preparation of these standalone financial statements that give a true and fair view of the financial position, financial performance and cash flow of the bank in accordance with the accounting principles generally accepted in India, including the Accounting Standards issued by ICAI, and provisions of Section 29 of the Banking Regulation Act, 1949 and circulars and guidelines issued by the Reserve Bank of India ('RBI') and NABARD from time to time. This responsibility also includes maintenance of adequate accounting records in accordance with the provisions of



the Act for safeguarding of the assets of the Bank and for preventing and detecting frauds and other irregularities; selection and application of appropriate accounting policies; making judgments and estimates that are reasonable and prudent; and design, implementation and maintenance of adequate internal financial controls, that were operating effectively for ensuring the accuracy and completeness of the accounting records, relevant to the preparation and presentation of the financial statements that give a true and fair view and are free from material misstatement, whether due to fraud or error.

In preparing the financial statements, management is responsible for assessing the Bank's ability to continue as a going concern, disclosing, as applicable, matters related to going concern and using the going concern basis of accounting unless management either intends to liquidate the Bank or to cease operations, or has no realistic alternative but to do so.

Auditors' Responsibilities for the audit of the Financial Statements:

6. Our objectives are to obtain reasonable assurance about whether the financial statements as a whole are free from material misstatement, whether due to fraud or error, and to issue an auditor's report that includes our opinion. Reasonable assurance is a high level of assurance, but is not a guarantee that an audit conducted in accordance with SAs will always detect a material misstatement when it exists. Misstatements can arise from fraud or error and are considered material if, individually or in the aggregate, they could reasonably be expected to influence the economic decisions of users taken on the basis of these financial statements.

As part of an audit in accordance with SAs, we exercise professional judgment and maintain professional scepticism throughout the audit. We also:

- Identify and assess the risks of material misstatement of the financial statements, whether due to fraud or error, design and perform audit procedures responsive to those risks, and obtain audit evidence that is sufficient and appropriate to provide a basis for our opinion. The risk of not detecting a material misstatement resulting from fraud is higher than for one resulting from error, as fraud may involve collusion, forgery, intentional omissions, misrepresentations, or the override of internal control.
- Evaluate the appropriateness of accounting policies used and the reasonableness of accounting estimates and related disclosures made by management.
- Conclude on the appropriateness of management's use of the going concern basis of accounting and, based on the audit evidence obtained, whether a material uncertainty exists related to events or conditions that may cast



significant doubt on the Company's ability to continue as a going concern. If we conclude that a material uncertainty exists, we are required to draw attention in our auditor's report to the related disclosures in the financial statements or, if such disclosures are inadequate, to modify our opinion. Our conclusions are based on the audit evidence obtained up to the date of our auditor's report. However, future events or conditions may cause the Company to cease to continue as a going concern.

- Evaluate the overall presentation, structure and content of the financial statements, including the disclosures, and whether the financial statements represent the underlying transactions and events in a manner that achieves fair presentation.

We communicate with those charged with governance regarding, among other matters, the planned scope and timing of the audit and significant audit findings, including any significant deficiencies in internal control that we identify during our audit.

We also provide those charged with governance with a statement that we have complied with relevant ethical requirements regarding independence, and to communicate with them all relationships and other matters that may reasonably be thought to bear on our independence, and where applicable, related safeguards.

From the matters communicated with those charged with governance, we determine those matters that were of most significance in the audit of the financial statements of the current period and are therefore the key audit matters. We describe these matters in our auditor's report unless law or regulation precludes public disclosure about the matter or when, in extremely rare circumstances, we determine that a matter should not be communicated in our report because the adverse consequences of doing so would reasonably be expected to outweigh the public interest benefits of such communication.

Other Matters

7. We did not audit the financial statements/ information of 268 branches included in the standalone financial statements of the bank whose financial statements/financial information reflect total advances of Rs. 3196.54 crore as at 31st March 2024 and total revenue of Rs 690.46 crore for the year ended on that date, as considered in the standalone financial statements/information of these branches have been audited by the branch auditors whose reports have been furnished to us, and our opinion in so far as it relates to the amounts and disclosures included in respect of branches, is based solely on the report of such branch auditors.



Our opinion is not modified in respect of these matters.

Report on Other Legal and Regulatory Requirements:

8. The Balance Sheet and the Profit and Loss Account have been drawn up in accordance with Section 29 of the Banking Regulation Act, 1949;
9. Subject to the limitations of the audit indicated in paragraph 5 to 7 above and as required by the Banking Companies (Acquisition and Transfer of Undertakings) Act, 1970/1980 and subject also to the limitations of disclosure required therein, we report that:
 - (a) We have obtained all the information and explanations which to the best of our knowledge and belief, were necessary for the purposes of our audit and have found them to be satisfactory;
 - (b) The transactions of the Bank, which have come to our notice, have been within the powers of the Bank; and
 - (c) The returns received from the branch of the Bank have been found adequate for the purposes of our audit.
10. We further report that:
 - a) in our opinion, proper books of account as required by law have been kept by the Bank so far as it appears from our examination of those books;
 - b) the Balance Sheet and the Profit and Loss Account dealt with by this report are in agreement with the books of account;
 - a) the reports on the accounts of the branch offices audited by branch auditors of the Bank under section 29 of the Banking Regulation Act, 1949 have been sent to us and have been properly dealt with by us in preparing this report;
 - d) In our opinion, the Balance Sheet and the Profit and Loss Account comply with the applicable accounting standards, to the extent they are not inconsistent with the accounting policies prescribed by RBI and NABARD.

Place : JODHPUR
Date :27th April 2024



For VINOD SINGHAL & CO LLP
Chartered Accountants
FRN No.005826C/C400276

A handwritten signature in black ink, appearing to read "Hemant", written over a horizontal line.

HEMANT KUMAR BANSAL
Designated Partner
M.No. 078857
UDIN: 24425013BKAI5Y6333